

# Bias Tee

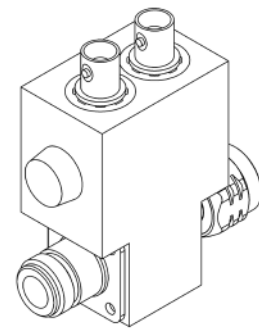
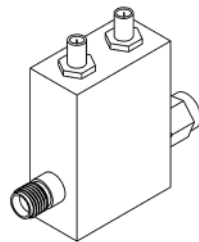
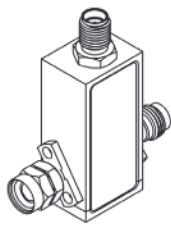
## Auriga High Power Bias Tees



## Focus | Bias Tee | Models & Specifications

Auriga's Bias Tees balance impressive RF performance with heavy-duty power handling across multiple frequency bands ranging from 100 MHz to 67 GHz. They are designed for rigorous usage without sacrificing RF performance. Only the highest-quality materials are used to minimize signal loss and enable efficient heat removal. These high-power bias tees include a fast-acting fuse to protect DUTs against current spikes. A DC sense port is provided for accurately measuring the incident DC voltage. Models requiring external heat sinking include pre-tapped holes for easy mounting. Auriga high power models are also often used in Wideband modulation applications, where atten-

tion is needed to properly terminate the impedances seen at the baseband frequencies. Typical applications for Auriga bias tees are high power pulsed IV, pulsed load pull, wideband noise parameter extraction and pulsed s-parameter (used in compact modelling) Focus is now introducing new 50 and 67GHz models for wideband noise and high power pulse applications. Leveraging decades of design work on high power bias-tees these new models offer great power handling for applications like 5G which also requires broad frequency coverage and very good baseband termination to allow for wideband signals operating at >20GHz.



Model	Minimum Frequency	Maximum Frequency	Maximum Current (A)	RF Power (W)	Voltage (V)	Typical Insertion Loss (dB)	Connector type
BT0480-50-P	0.4 GHz	8.0 GHz	2	50	50	1.2	2.92 mm (m-f)
BT0780-150-P	0.7 GHz	8.0 GHz	3	150	200	1.5	N Type (m-f)
BT2080-100-P	2.0 GHz	8.0 GHz	10	100	100	1.7	N Type (m-f)
BT0110-50-P	0.1 GHz	10.0 GHz	3	50	100	1.8	2.92 mm (m-f)
BT0710-50-P	0.7 GHz	10.0 GHz	3	50	100	1.8	2.92 mm (m-f)
BT0118-10-P	0.1 GHz	18.0 GHz	2	10	50	1.5	2.92 mm (m-f)
BT1018-50-P	1.0 GHz	18.0 GHz	1	50	50	2.0	2.92 mm (m-f)
BT2018-50-P	2.0 GHz	18.0 GHz	2	50	50	1.8	2.92 mm (m-f)
BT0118-1-N	0.1 GHz	18.0 GHz	1	1	50	1.5	2.92 mm (m-f)
BT0126-1-N	0.1 GHz	26.5 GHz	1	1	50	2.2	2.92 mm (m-f)
BT1026-10-P	1.0 GHz	26.5 GHz	2	10	50	2.0	2.92 mm (m-f)
BT1026-1-P	1.0 GHz	26.5 GHz	2	1	150	2.2	2.92 mm (m-f)
BT0140-1-N	0.1 GHz	40.0 GHz	1	1	50	2.5	2.92 mm (m-f)
BT1040-12-P	1.0 GHz	40.0 GHz	2	12	50	2.5	2.92 mm (m-f)
BT0150-1-N	0.1 GHz	50.0 GHz	1	1	50	2.0	2.4 mm (m-f)
BT0150-12-P	0.1 GHz	50.0 GHz	1	12	50	2.0	2.4 mm (m-f)
BT0167-1-N	0.1 GHz	67.0 GHz	1	1	50	3.2	1.85 mm (m-f)
BT0167-12-P	0.1 GHz	67.0 GHz	1	12	50	3.2	1.85 mm (m-f)
BT0167-12-P-HV	0.1 GHz	67.0 GHz	1	12	200	3.2	1.85 mm (m-f)

P for Pulsed Applications

N for Noise Measurements

(Connector gender can be customized on request)