



// ALLIED VISION CAMERA LINE-UP

High-performance machine vision cameras

// FOCUSING ON YOUR NEEDS

Better vision for your application

For more than 25 years, we at Allied Vision have been helping people see the bigger picture. From raising production standards to detecting diseases faster, or simply knowing who crossed the finish line first, we know that precision and truth are vital for our customers.

This is why we focus on what counts: delivering imaging solutions tailored to your needs.

Quality you can count on

All our cameras are designed and manufactured in our own R&D and production facilities according to the ISO 9001 and ISO 13485 standards. Our three-year warranty reflects our commitment to quality.

Personal service near you

Allied Vision's worldwide sales and support network allows us to deliver first-class service before, during, and after your purchase. We have offices and sales representatives in Europe, the USA, Singapore, and China, and have teamed up with selected distribution partners in more than 30 countries to ensure we are always there to help you whenever you need us. This unique combination of technology, quality, and service has allowed us to become one of the world's leading providers of camera modules for intelligent computer vision for applications as diverse as industrial inspection, scientific and medical imaging, traffic monitoring, and sports and entertainment.



<u>// Camera line-up overview</u>	4
<u>// Camera families</u>	
Mako	6
Manta	8
Prosilica GT	10
Goldeye	12
<u>// Camera features comparison</u>	14
<u>// Software and accessories</u>	16
<u>// Technical Support and contact sales</u>	18



// ATTRIBUTES AT A GLANCE

The Allied Vision camera line-up

From ultra-compact affordable cameras to high-performance models packed with special features, Allied Vision has a camera solution for every possible requirement.

By bundling a range of sensors, features, and interfaces with a functional design package, Allied Vision has created a comprehensive product portfolio that meets a wide range of applications and requirements.

As well as our extensive range of cameras, we offer modular options and customized OEM camera solutions that can be tailored to meet your needs precisely.

Being able to combine specific components in this way makes finding the right solution to your problem both easy and cost-effective.

Mako



Manta






Prosilica GT



Goldeye



Max. resolution Megapixels	Sensors CCD CMOS InGaAs Rolling · Global	Spectral range Visible NIR SWIR	Frame rate Frames per second
-------------------------------	--	--	---------------------------------



Mako – Ultra-compact



The Mako is an attractively priced camera in a compact rugged industrial housing. It's equipped with either GigE Vision- or USB3 Vision-compliant interface technology to enable a reliable connection to your host system and image processing solution. Basic functionalities, including screw mount connectors and multiple I/Os, facilitate straightforward system integration. Mako cameras are equipped with CCD and the latest high-quality CMOS sensors to support the realization of future-oriented applications.

Key Facts

- // Small compact industrial housing
- // Essential feature set
- // NIR variants available
- // Power via the interface
- // Resolution up to 5 Megapixels
- // Operating temperature range: +5°C to +45°C (housing)
- // Dimensions (including connectors and default mount) L x W x H in mm
 - Mako G: 60.5 x 29.2 x 29.2
 - Mako U: 49.5 x 29 x 29
- // Maximum optical format: 1"
- // Inputs / Outputs
 - Mako G: 1 in / 3 out (opto-isolated)
 - Mako U: 1 in / 1 out (opto-isolated), plus 2 programmable GPIOs

Mako



Mako G

Camera model	Sensor	Mega-pixels	Resolution	Sensor	Shutter	Max. frame rate in fps	Pixel size in μm	Standard mount	Mono/color/NIR variants
G-030	CMOSIS/ams CMV300	0.3	644 × 484	1/3 CMOS	global	309	7.4 × 7.4	C-Mount	• / • / -
G-032	Sony ICX424	0.3	656 × 492	1/3 CCD	global	102.3	7.4 × 7.4	C-Mount	• / • / -
G-125	Sony ICX445	1.2	1292 × 964	1/3 CCD	global	30.3	3.75 × 3.75	C-Mount	• / • / -
G-131	Teledyne e2v EV 76C560	1.3	1280 × 1024	1/1.8 CMOS	rolling, global, global reset	62	5.3 × 5.3	C-Mount	• / • / -
G-192	Teledyne e2v EV 76C570	1.9	1600 × 1200	1/1.8 CMOS	rolling, global, global reset	60	4.5 × 4.5	C-Mount	• / • / -
G-223	CMOSIS/ams CMV2000	2.2	2048 × 1088	2/3 CMOS	global	49.5	5.5 × 5.5	C-Mount	• / • / •
G-234	Sony IMX249	2.3	1936 × 1216	1/1.2 CMOS	global	40	5.86 × 5.86	C-Mount	• / • / -
G-319	Sony IMX265	3.1	2064 × 1544	1/1.8 CMOS	global	37.5	3.45 × 3.45	C-Mount	• / • / -
G-419	CMOSIS/ams CMV4000	4.1	2048 × 2048	1" CMOS	global	26.3	5.5 × 5.5	C-Mount	• / • / •
G-503	ON Semi MT9P031/P006	5.0	2592 × 1944	1/2.5 CMOS	rolling, global reset	14	2.2 × 2.2	C-Mount	• / • / -
G-507	Sony IMX264	5.0	2464 × 2056	2/3 CMOS	global	23.7	3.45 × 3.45	C-Mount	• / • / -



Mako U

Camera model	Sensor	Mega-pixels	Resolution	Sensor	Shutter	Max. frame rate in fps	Pixel size in μm	Standard mount	Mono/color/NIR variants
U-029	ON Semi PYTHON 300	0.3	640 × 480	1/4 CMOS	global	550	4.8 × 4.8	C-Mount	• / - / -
U-051	ON Semi PYTHON 500	0.5	800 × 600	1/3.6 CMOS	global	391	4.8 × 4.8	C-Mount	• / - / -
U-130	ON Semi PYTHON 1300	1.3	1280 × 1024	1/2 CMOS	global	168	4.8 × 4.8	C-Mount	• / - / -
U-503	ON Semi MT9P031	5.0	2592 × 1944	1/2.5 CMOS	rolling, global reset	14	2.2 × 2.2	C-Mount	• / - / -

Modular concept

// Various IR cut/pass filters

// CS-Mount, M12-Mount

// White medical design



Manta – Freedom of Choice



Supported by a wide range of sensors and features, the Manta is Allied Vision's most versatile GigE Vision camera series. Numerous modular options, including angled head and board level versions, facilitate the camera integration in almost any application. The advanced feature set of the Manta simplifies the setup of multi-camera applications and enables to reduce the overall cabling efforts and costs.

Key Facts

- // Modular, flexible design with board level option
- // Extended feature set including multi-camera synchronization, and Action Commands
- // Trigger over Ethernet
- // NIR variants available
- // Power over Ethernet
- // Resolution up to 12 Megapixels
- // Operating temperature range: +5°C to +45°C (ambient)
- // Dimensions (including connectors and default mount) L x W x H in mm
 - Manta A models: 86.4 x 44 x 29
 - Manta B models: 86.3 x 44 x 29
- // Maximum optical format: 1.1"
- // Inputs / Outputs
 - 2 in / 2 out (opto-isolated)

Manta



Camera model	Sensor	Mega-pixels	Resolution	Sensor	Shutter	Max. frame rate in fps	Pixel size in μm	Standard mount	Mono/color/NIR variants
G-031	Sony ICX618	0.3	656 × 492	1/4 CCD	global	125.2	5.6 × 5.6	C-Mount	• / • / -
G-032	Sony ICX424	0.3	656 × 492	1/3 CCD	global	80.7	7.4 × 7.4	C-Mount	• / • / -
G-033	Sony ICX414	0.3	656 × 492	1/2 CCD	global	88.7	9.9 × 9.9	C-Mount	• / • / -
G-040	Sony IMX287	0.4	728 × 544	1/2.9 CMOS	global	286	6.9 × 6.9	C-Mount	• / • / -
G-046	Sony ICX415	0.5	780 × 580	1/2 CCD	global	67.5	8.3 × 8.3	C-Mount	• / • / -
G-125	Sony ICX445	1.2	1292 × 964	1/3 CCD	global	15.0	3.75 × 3.75	C-Mount	• / • / -
G-145	Sony ICX285	1.4	1388 × 1038	2/3 CCD	global	30.1	6.45 × 6.45	C-Mount	• / • / •
G-145-30fps	Sony ICX285	1.4	1388 × 1038	2/3 CCD	global	30.1	6.45 × 6.45	C-Mount	• / • / -
G-146	Sony ICX267	1.4	1388 × 1038	1/2 CCD	global	17.8	4.65 × 4.65	C-Mount	• / • / -
G-158	Sony IMX273	1.5	1456 × 1088	1/2.9 CMOS	global	75.3	3.45 × 3.45	C-Mount	• / • / -
G-201	Sony ICX274	2.0	1624 × 1234	1/1.8 CCD	global	14.7	4.4 × 4.4	C-Mount	• / • / -
G-201-30fps	Sony ICX274	2.0	1624 × 1234	1/1.8 CCD	global	30.0	4.4 × 4.4	C-Mount	• / • / -
G-223	CMOSIS/ams CMV2000	2.2	2048 × 1088	2/3 CMOS	global	53.7	5.5 × 5.5	C-Mount	• / • / •
G-235	Sony IMX174	2.3	1936 × 1216	1/1.2 CMOS	global	50.7	5.86 × 5.86	C-Mount	• / • / -
G-282	Sony ICX687	2.8	1936 × 1458	1/1.8 CCD	global	30.4	3.69 × 3.69	C-Mount	• / • / -
G-283	Sony ICX674	2.8	1936 × 1458	2/3 CCD	global	30.4	4.54 × 4.45	C-Mount	• / • / -
G-319	Sony IMX265	3.1	2064 × 1544	1/1.8 CMOS	global	37.6	3.45 × 3.45	C-Mount	• / • / -
G-419	CMOSIS/ams CMV4000	4.2	2048 × 2048	1" CMOS	global	28.6	5.5 × 5.5	C-Mount	• / • / •
G-504	Sony ICX655	5.0	2452 × 2056	2/3 CCD	global	9.2	3.45 × 3.45	C-Mount	• / • / -
G-505	Sony ICX625	5.0	2452 × 2056	2/3 CCD	global	15.0	3.45 × 3.45	C-Mount	• / • / -
G-507	Sony IMX264	5.0	2464 × 2056	2/3 CMOS	global	23.7	3.45 × 3.45	C-Mount	• / • / -
G-895	Sony IMX267	8.9	4112 × 2176	1" CMOS	global	13.4	3.45 × 3.45	C-Mount	• / • / -
G-917	Sony ICX814	9.1	3384 × 2710	1" CCD	global	10.1	3.69 × 3.69	C-Mount	• / • / -
G-1236	Sony IMX304	12.3	4112 × 3008	1.1" CMOS	global	9.7	3.45 × 3.69	C-Mount	• / • / -

Modular concept

- // Various IR cut/pass filters // CS-Mount, M12-Mount, F-Mount // White medical design
- // Power over Ethernet // Angled head (selected models) // Removed cover glass (G-145B only)

Board level versions (selected models)

- // Remote sensor head // Different flex cable lengths up to 200 mm // Power over Ethernet
- // C-/CS-Mount // Removed cover glass (G-145 only)



Prosilica GT – Robust and High Resolution



Equipped with a robust, heat dissipation optimized housing and various lens control options, Prosilica GT cameras are constructed to cope with harsh environments, extreme temperature variations, and constantly changing light conditions. Trigger over Ethernet using action commands enables single cable solutions, thereby reducing system costs. The Prosilica GT is a real high performer, offering resolutions of up to 29 megapixels and featuring CCD and the latest CMOS sensors.

Key Facts

- // DC- and P-Iris control or EF-Lens control
- // Advanced feature set including multi-camera synchronization and Trigger over Ethernet
- // NIR variants available
- // Power over Ethernet
- // Resolution up to 29 Megapixels
- // Extended operating temperature range for usage in challenging environments up to -20°C to $+65^{\circ}\text{C}$ (ambient)
- // Built-in tripod adapter
- // Dimensions (including connectors and default mount) L x W x H in mm
 - Prosilica GT: $86 \times 53.3 \times 33$
 - Prosilica GT Large Format: $96 \times 66 \times 53.3$
- // Maximum optical format: 35 mm
- // Inputs / Outputs
 - 1 in / 2 out (TTL), 1 in / 2 out (opto-isolated)

Prosilica GT



Prosilica GT

Camera model	Sensor	Mega-pixels	Resolution	Sensor	Shutter	Max. frame rate in fps	Pixel size in μm	Standard mount	Mono/color/NIR variants
GT1290	Sony ICX445	1.2	1280 × 960	1/3 CCD	global	33.3	3.75 × 3.75	C-Mount	• / • / -
GT1380	Sony ICX285	1.4	1360 × 1024	2/3 CCD	global	30.5	6.45 × 6.45	C-Mount	• / • / -
GT1600	Sony ICX274	2.0	1620 × 1220	1/1.8 CCD	global	25.8	4.4 × 4.4	C-Mount	• / • / -
GT1660	ON Semi KAI-o2050	1.9	1600 × 1200	2/3 CCD	global	62.1	5.5 × 5.5	C-Mount	• / • / -
GT1910	ON Semi KAI-o2150	2.1	1920 × 1080	2/3 CCD	global	57.5	5.5 × 5.5	C-Mount	• / • / -
GT1920	Sony ICX674	2.8	1936 × 1456	2/3 CCD	global	40.7	4.54 × 4.45	C-Mount	• / • / -
GT1930	Sony IMX174	2.4	1936 × 1216	1/1.2 CMOS	global	50.7	5.86 × 5.86	C-Mount	• / • / -
GT2000	CMOSIS/ams CMV2000	2.2	2048 × 1088	2/3 CMOS	global	53.7	5.5 × 5.5	C-Mount	• / • / •
GT2050	CMOSIS/ams CMV4000	4.2	2048 × 2048	1" CMOS	global	28.6	5.5 × 5.5	C-Mount	• / • / •
GT2300	ON Semi KAI-o4050	4.1	2336 × 1752	1" CCD	global	29.3	5.5 × 5.5	C-Mount	• / • / -
GT2450	Sony ICX625	5.0	2448 × 2050	2/3 CCD	global	15	3.45 × 3.45	C-Mount	• / • / -
GT2460	Sony IMX264	5.0	2464 × 2056	2/3 CMOS	global	23.7	3.45 × 3.45	C-Mount	• / • / -
GT2750	Sony ICX694	6.1	2750 × 2200	1" CCD	global	19.8	4.54 × 4.54	C-Mount	• / • / -
GT3300	ON Semi KAI-o8050	8.1	3296 × 2472	4/3 CCD	global	14.7	5.5 × 5.5	F-Mount	• / • / -
GT3400	Sony ICX814	9.1	3384 × 2704	1" CCD	global	13.2	3.69 × 3.69	C-Mount	• / • / -



Prosilica GT Large Format

Camera model	Sensor	Mega-pixels	Resolution	Sensor	Shutter	Max. frame rate in fps	Pixel size in μm	Standard mount	Mono/color/NIR variants
GT1930L	Sony IMX174	2.4	1936 × 1216	1/1.2 CMOS	global	50.7	5.86 × 5.86	EF-Mount PA	• / • / -
GT4090	ON Semi PYTHON 12K	12.5	4096 × 3072	4/3 CMOS	global	9.5	4.5 × 4.5	F-Mount	• / - / •
GT4096	ON Semi PYTHON 16K	16.7	4096 × 4096	APS-H CMOS	global	7.1	4.5 × 4.5	F-Mount	• / - / •
GT4905	ON Semi KAI-16050	16	4896 × 3264	APS-H CCD	global	7.5	5.5 × 5.5	F-Mount	• / • / -
GT4907	ON Semi KAI-16070	15.7	4864 × 3232	35 mm CCD	global	7.6	7.4 × 7.4	F-Mount	• / • / -
GT5120	ON Semi PYTHON 25K	26.2	5120 × 5120	APS-H CMOS	global	4.5	4.5 × 4.5	F-Mount	• / - / •
GT6600	ON Semi KAI-29050	28.8	6576 × 4384	35 mm CCD	global	4	5.5 × 5.5	F-Mount	• / • / -

Modular concept Prosilica GT

// CS-Mount (selected models), F-Mount, Birger EF-Mount (selected models), M42-Mount

Modular concept Prosilica GT Large Format Housing

// F-Mount, F-Mount PA, EF-Mount PA, M42-Mount, M42-Mount PA, M58-Mount, M58-Mount PA

Sensor variants

// Taped cover glass with or without microlenses available (selected models)



Goldeye – Great Performance beyond the Visible



Goldeye short-wave infrared (SWIR) cameras come in two versions: the compact, rugged fanless industrial version and the advanced scientific version featuring a nitrogen-filled cooling chamber. All Goldeye cameras are equipped with active thermoelectric cooling (TEC) to reduce noise and enable extended exposure times as well as consistent image quality. Goldeye cameras can be operated at very high frame rates and capture outstanding low-noise images with high linearity and dynamic range.

Key Facts

- // Winner of Vision System Design Innovators Gold Award 2015 with state-of-the-art InGaAs focal plane arrays (FPA)
- // Comprehensive feature set including auto-contrast, non-uniformity correction, and defect pixel correction
- // Power over Ethernet
- // QVGA and VGA resolutions
- // Extended operating temperature range: -20°C to $+55^{\circ}\text{C}$ (housing)
- // Dimensions (including connectors and default mount) L x W x H in mm
 - Standard: $93.2 \times 55 \times 55$
 - Cool: $105.8 \times 80 \times 80$
- // Inputs / Outputs
 - 1 in / 1 out (TTL), 1 in / 2 out (opto-isolated)

Goldeye

Goldeye G/CL



Camera model	Sensor	Shutter	Mega-pixels	Resolution	Max. frame rate in fps	Pixel size in μm	Spectral range in nm	Standard mount	Power over Ethernet
G-008 CL-008	InGaAs FPA with TEC1 cooling (Min. $\Delta T = 20$ K)	global	0.1	320 x 256	344	30 x 30	900 to 1700	C-Mount	IEEE 802.3af (PoE)
G-032 CL-032	InGaAs FPA with TEC1 cooling (Min. $\Delta T = 30$ K)	global	0.3	636 x 508	100	25 x 25	900 to 1700	C-Mount	IEEE 802.3af (PoE)
G-033 CL-033	InGaAs FPA with TEC1 cooling (Min. $\Delta T = 25$ K)	global	0.3	640 x 512	301	15 x 15	900 to 1700	C-Mount	IEEE 802.3af (PoE)

Goldeye G Cool



Camera model	Sensor	Shutter	Mega-pixels	Resolution	Max. frame rate in fps	Pixel size in μm	Spectral range in nm	Standard mount	Power over Ethernet
G-032 Cool	InGaAs FPA with TEC2 cooling (Min. $\Delta T = 60$ K)	global	0.3	636 x 508	100	25 x 25	900 to 1700	C-Mount	IEEE 802.3at (PoE+)

Modular concept

// Various IR band-pass filters

// F-Mount, M42-Mount

// Silver housing design



// SELECTED CAMERA PORTFOLIO AT A GLANCE

Features Comparison

Image optimization features	Mako G					Mako U			
	G-030	G-032, G-125	G-131, G-192, G-503	G-223, G-419	G-234, G-319, G-507	U-029, U-051, U-130	U-503	G-032	G-223, G-419
Auto-Iris: Video-Iris DC-Iris P-Iris	-	-	-	-	-	-	-	•	•
High Dynamic Range (HDR)	•	-	-	•	-	-	-	-	•
Defect pixel correction	•	-	•	•	-	•	•	-	•
Region of interest (ROI)	•	•	•	•	•	•	•	•	•
Binning	-	•	•	-	•	-	-	•	-
Decimation	•	-	•	•	•	-	-	-	•
Auto gain	•	•	•	•	•	-	-	•	•
Auto exposure	•	•	•	•	•	-	-	•	•
Auto white balance	•	•	•	•	•	-	-	•	•
Look-up tables (LUT)	•	•	•	•	•	-	-	•	•
Gamma correction	•	•	•	•	•	•	•	•	•
Hue, saturation, color correction	•	•	•	•	•	-	-	•	•
Reverse X/Y	•	-	•	•	•	X only	X only	-	•
Camera control features	Mako G					Mako U			
Bandwidth control	•	•	•	•	•	•	•	•	•
Stream hold	•	•	•	•	•	-	-	•	•
Chunk data	•	•	•	•	•	-	-	•	•
Sync out modes	•	•	•	•	•	•	•	•	•
Trigger modes: single bulk level	• • •	• • •	• • -	• • •	• • •	• • •	• • -	• • •	• • •
Event channel	•	•	•	•	•	-	-	•	•
IEEE 1588 Precision Time Protocol (PTP)	-	-	-	-	-	-	-	-	•
Storable user sets	•	•	•	•	•	•	•	•	•
Temperature monitoring	•	•	•	•	•	•	•	-	•

Visit our website at www.alliedvision.com and compare the cameras of your choice!

Manta		Prosilica GT					Prosilica GT LF		Goldeye	
G-040, G-158, G-235, G-319, G-507, G-895, G-1235	other models	GT1290, GT1380, GT1600	GT1930, GT2460	GT2000, GT2050	GT2450	other models	GT1930L	other models	G	CL
•	•	-	-	-	-	-	-	-	-	-
-	-	•	•	•	•	•	-	-	-	-
-	-	•	•	•	•	•	-	-	-	-
-	-	-	-	•	-	-	-	-	-	-
-	-	-	-	•	-	-	-	•	•	•
•	•	•	•	•	•	•	•	•	•	•
•	•	•	•	-	•	•	•	•	•	•
•	•	•	•	•	-	•	•	•	-	-
•	•	•	•	•	•	•	•	•	-	-
•	•	•	•	•	•	•	•	•	•	•
•	•	•	•	•	•	•	•	•	-	-
•	•	•	•	•	•	•	•	•	-	-
•	•	•	•	•	•	•	•	•	-	-
•	X only	-	•	•	-	•	•	•	-	-
Manta		Prosilica GT					Prosilica GT LF		Goldeye	
•	•	•	•	•	•	•	•	•	•	-
•	•	•	•	•	•	•	•	•	•	-
•	•	•	•	•	•	•	•	•	•	-
•	•	•	•	•	•	•	•	•	•	•
•	•	•	•	•	•	•	•	•	•	•
•	•	•	•	•	•	•	•	•	•	•
•	•	•	•	•	•	•	•	•	•	•
•	• ⁽¹⁾	•	•	•	•	•	•	•	-	-
•	•	•	•	•	•	•	•	•	•	•
•	• ⁽¹⁾	•	•	•	•	•	•	•	•	•

⁽¹⁾ Selected models only. Please contact our sales team for details.

// VIMBA SDK

Versatile software development kit for easy camera integration

Integrating your camera into an image-processing system couldn't be easier with our Vimba Software Development Kit. It comes with everything you need to develop your application – whether you program it yourself or rely on a third-party library.

Vimba is compatible with all popular image-processing software. It is platform- and operating-system-independent, and supports all Allied Vision camera interfaces and all common programming languages. With its cross-compiling function, you can even reuse your code from one platform to another. In short, Vimba is as flexible as you need it to be.

For optimal system performance, Vimba's modular architecture allows you to install only the components you need to minimize overhead. The integrated camera drivers reduce CPU load.

Download Vimba free of charge and get started quickly with convenient tools such as the Vimba Viewer and our extensive ready-to-use example collection.

Vimba: Easy, flexible, and powerful

vimba

// Windows support, Linux support, and Linux ARMv8 (64-bit) support for NVIDIA® Jetson TX1 and TX2
// For GigE Vision, USB3 Vision, and Camera Link cameras
// APIs for C, C++, and .NET
// Based on GenICam
// Integrated viewer
// Ready-to-use example collection




For more information
about Vimba follow the URL
or scan the QR code.
<http://info.alliedvision.com/software>

// ALLIED VISION CAMERA ACCESSORIES

Tested for more performance and reliability

Allied Vision offers a wide range of approved machine vision accessories, including lenses, interface cables and cards, hubs and repeaters, trigger, I/O and power cables, power supply, and tripod adapters.

These have been extensively tested by our engineers to ensure complete compatibility with our cameras. As a result, we can guarantee that they provide the best possible performance, image quality, and reliability for your application.



Not sure which accessories are best for your Allied Vision camera or application? Our friendly sales team would love to advise you. Call them now!

// TECHNICAL SUPPORT

Helping you get the most out of your vision solutions

Combining robust design with powerful processing, our camera solutions are suited to an extremely wide range of applications.

To ensure you always get the best out of your vision system, we are always there to help – worldwide, 24 hours, five days a week.

Our team can help you select the right camera and accessories for your application, ensuring your setup is exactly tailored to your needs in terms of both price and performance.

Once your camera solution has been decided upon, our team can also guide you through the system integration phase, resolving any issues that may arise and making sure you get up and running as quickly as possible.

In the unlikely event of a problem after installation, our experts are just a telephone call away and ready to help you find a solution quickly, even years after your purchase.



// CONTACT SALES

Where you can find us

North America

United States

Allied Vision Technologies, Inc.
102 Pickering Way
Suite 502
Exton, PA 19341
T// +1 978 225 2030



Europe, Middle East, and Africa

Germany

Allied Vision Technologies GmbH
Taschenweg 2a
07646 Stadtroda
T// +49 36428 677-230

Asia-Pacific

Singapore

Allied Vision Technologies Asia Pte. Ltd.
82 Playfair Road
#07-02 D'Lithium
Singapore 368001
T// +65 6634 9027

China (domestic sales)

Allied Vision Technologies (Shanghai) Co., Ltd.
2-2109 Hongwell International Plaza
1602# ZhongShanXi Road
Shanghai 200235
T// +86 21 64861133

Allied Vision's worldwide support and application engineering team is on call 24 hours a day, five days a week in different time zones to help you whenever you may need assistance.

Allied Vision Technologies GmbH
Taschenweg 2a
07646 Stadtroda, Germany
T// +49 36428 677-230