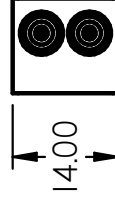
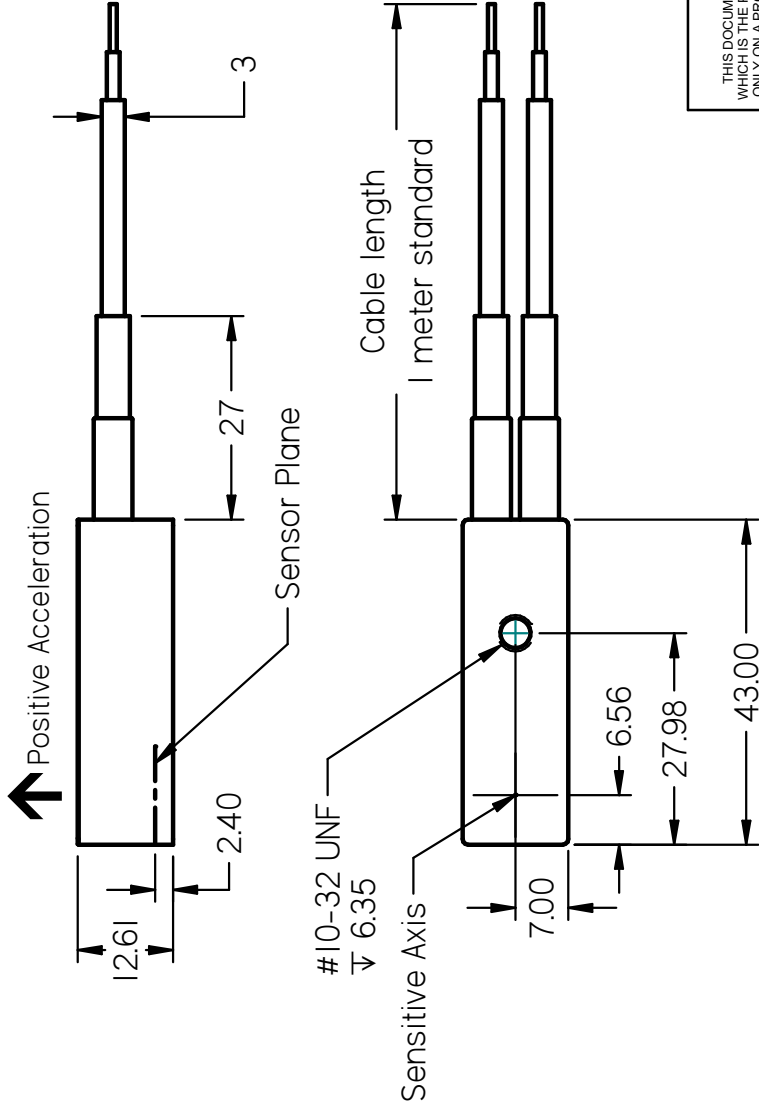
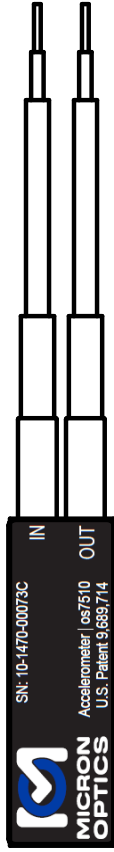
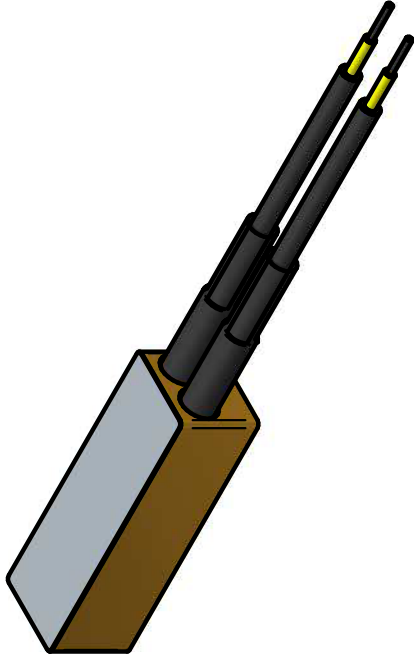


REVISION HISTORY

REV	DESCRIPTION	DATE	EO NUMBER
A	Initial Release	8/30/2018	XXXXXXXXXXXX
B	Add sensor axis location	7/2/2019	XXXXXXXXXXXX



Accelerometer | os7510  
Customer Drawing

**MICRON OPTICS PROPRIETARY**  
THIS DOCUMENT CONTAINS MATERIAL AND/OR INFORMATION WHICH IS THE PROPERTY OF MICRON OPTICS, INC. IT IS SUPPLIED ONLY ON A PROPRIETARY BASIS, AND MUST BE RETURNED UPON REQUEST. DO NOT CIRCULATE, REPRODUCE OR DIVULGE TO OTHER PARTIES WITHOUT WRITTEN CONSENT OF MICRON OPTICS, INC.

DIMENSIONS IN MILLIMETERS  
INTERPRET DRAWINGS PER ANSI Y14.5 - 2009

**GENERAL TOLERANCE UNLESS OTHERWISE SPECIFIED**  
DECIMAL MM X = ±0.15, Y = ±0.25, Z, XX = ±0.15  
ANGLES = ±0.5°  
MACHINED SURFACES = 1.6um

PART NO

DRAWING NO

740-400002

DRN BY STEVE F. A

SIZE SHEET 1 OF 1