

# Manta

## G-146



- 17.8 fps at full resolution
- PoE option
- Angled-head and board level variants
- Video-iris lens control

## GigE Vision camera with Sony ICX267 CCD sensor

Manta G-146 is a value packed GigE Vision camera. Manta G-146 is offered in both monochrome and color models. It incorporates the high quality Type 1/2 (8.0 mm diagonal) Sony ICX267 CCD sensor. At full resolution, this camera runs 17.8 frames per second. With a smaller region of interest, higher frame rates are possible.

Manta is one of Allied Vision's versatile GigE Vision cameras with a wide range of features. Particular highlights are the three look-up tables, sophisticated color correction capabilities, a robust metal housing, and many modular options. By default monochrome models ship with B 270 ASG protection glass and color models ship with a Type Hoya C-5000 IR cut filter.

### Benefits and features

- Monochrome (G-146B) and color (G-146C) models
- GigE Vision interface with Power over Ethernet option
- Screw mount RJ45 Ethernet connector for secure operation in industrial environments
- Supports cable lengths up to 100 meters (CAT-6 recommended)
- Comprehensive I/O functionality for simplified system integration
- Popular C-Mount lens mount
- Easy camera mounting via standard M3 threads on top and bottom of housing or optional tripod adapter
- Easy software integration with Allied Vision's [Vimba Suite](#) and compatibility to the most popular [third party image-processing libraries](#).

### Hardware options

- Various housing options: Select between standard housing, angled-head, or board level versions
- Various lens mounts: Select between C-Mount, CS-Mount, or M12-Mount (adapter)

- Various optical filters: Select between B 270 ASG protection glass and filter types: Jenofilt 217 IR cut filter, Hoya C-5000 IR cut filter, RG715 IR pass filter, or RG830 IR pass filter.
- Available with Power over Ethernet compliant interface
- Available with white medical design

See the [Modular Concept](#) for lens mount, housing variants, optical filters, case design, and other modular options. See the [Customization and OEM Solutions](#) webpage for additional options.

## Specifications

<b>Manta</b>	<b>G-146</b>
Interface	IEEE 802.3 1000BASE-T, IEEE 802.3af (PoE) optional
Resolution	1388 (H) × 1038 (V)
Sensor	Sony ICX267
Sensor type	CCD Progressive
Sensor size	Type 1/2
Pixel size	4.65 μm × 4.65 μm
Lens mounts (available)	C-Mount, CS-Mount, S-Mount
Max. frame rate at full resolution	17.8 fps
ADC	12 Bit
Image buffer (RAM)	32 MByte

### Imaging performance

Imaging performance data is based on the evaluation methods in the EMVA 1288 Release 3.1 standard for characterization of image sensors and cameras. Measurements are typical values for monochrome models measured at full resolution without optical filter. Contact Sales or AE for more information.

Quantum efficiency at 529 nm	41 %
Temporal dark noise	12.4 e <sup>-</sup>
Saturation capacity	11400 e <sup>-</sup>
Dynamic range	58.9 dB
Absolute sensitivity threshold	12.9 e <sup>-</sup>

### Output

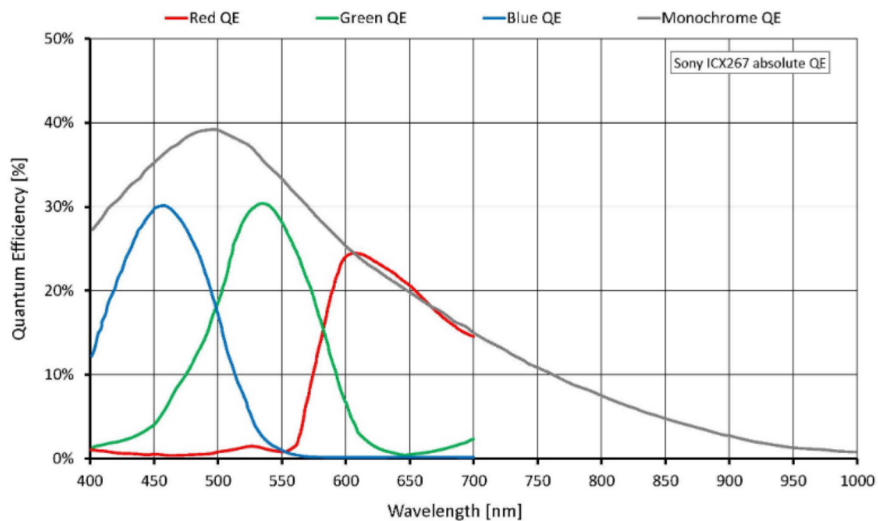
Bit depth	8/12 Bit
Monochrome pixel formats	Mono8, Mono12, Mono12Packed
YUV color pixel formats	YUV411Packed, YUV422Packed, YUV444Packed
RGB color pixel formats	RGB8Packed, BGR8Packed, RGBA8Packed, BGRA8Packed
Raw pixel formats	BayerGB8, BayerGB12Packed, BayerGB12

### General purpose inputs/outputs (GPIOs)

Opto-isolated I/Os	2 inputs, 2 outputs
RS232	1

Manta	G-146
	<b>Operating conditions/dimensions</b>
Operating temperature	+5 °C to +45 °C ambient (without condensation)
Power requirements (DC)	8 to 30 VDC AUX or IEEE 802.3af PoE
Power consumption	External power: 3.6 W at 12 VDC   Power over Ethernet: 4.2 W
Mass	200 g; 210 g (PoE)
Body dimensions (L × W × H in mm)	86.4 × 44 × 29 (including connectors)
Regulations	CE: 2014/30/EU (EMC), 2011/65/EU, including amendment 2015/863/EU (RoHS); FCC Class B; CAN ICES-3 (B)

## Quantum efficiency



## Features

### Image optimization features:

- Auto gain (manual gain control: 0 to 33 dB; 1 dB increments)
- Auto exposure (31  $\mu$ s to 60 s; 1  $\mu$ s increments)
- Auto white balance (G-146C only)
- Binning
- Black level (offset)
- Color correction, hue, saturation (G-146C only)

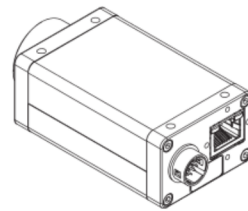
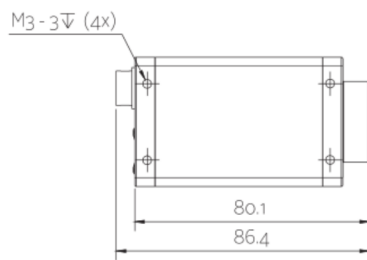
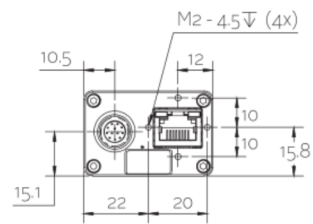
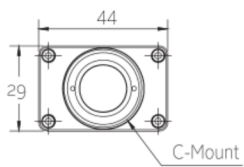
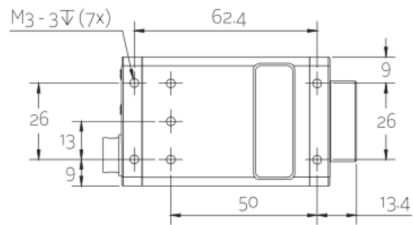


- Decimation
- Gamma correction
- Three look-up tables
- Region of interest, separate region for auto features
- ReverseX (G-146B only)

#### Camera control features:

- Auto-iris (video type)
- Event channel
- Image chunk data
- Storable user sets
- StreamBytesPerSecond (bandwidth control)
- Stream hold
- Sync out modes: Trigger ready, input, exposing, readout, imaging, strobe, GPO

## Technical drawing





## Applications

Manta G-146 is ideal for a wide range of applications including:

- Machine vision
- Industrial inspection
- Logistics and automation
- Healthcare
- Intelligent traffic solutions (ITS)