

Product Highlights

- This EuroBrite™ bar light provides high-intensity illumination at a competitive price point.
- Refer to the full description for more detail.



General Specifications

| | Color | Current | All Other Controls |
|------------------------------|--|---------|--------------------|
| Electrical Specifications | 455, 470, 505, 530, 590, 625, 660, 730, 850, 940, WHI | ~0.36A | N/A |
| Input Voltage Range | 24V nom. (min 22/max 28) | | |
| Maximum Input Current | 0.42-0.49A | | |
| Strobe/On-Off Control | Up to 5X overdrive, active high | | |
| Analog Intensity Control | Analog 0.7-10V; 0.7V=10% 10V=100% | | |
| Trigger-to-Pulse Latency | 10μsec | | |
| Normal Operating Temperature | 0 - 60°C | | |
| Weight | 245g (10.37oz) | | |
| Standard Cable Information | No cable included; see part number LC2-M12-5-FX and LC.5-M12-5-FM or use standard coded 5-pin M12. | | |

Exempt Applicable Wavelengths: 850, 940

Photobiological Risk Factor Group 1 (Low-Risk) Applicable Wavelengths: 455, 470, 505, 530, 590, 625, 660, 730, WHI

| | |
|-------------------|---------------------|
| Compliance | CE, RoHS, IEC 62471 |
| IP Rating | IP67 |
| Lumen Maintenance | L70 = 50,000 Hours |

Part Number Key

| Model | — | Mode | Emitting Width (mm) | Emitting Length (Cable Side) (mm) | Lens Type | — | Peak Wavelength |
|---|---|---------------|---------------------|-----------------------------------|--|---|--|
| AL | — | X | XXX | XXX | X | — | XXX |
| AL | | S (Strobe) | 025 | 300 | M (Medium) W (Wide) | | 455 (royal blue) 470 (blue) 505 (cyan) 530 (green) 590 (amber) 625 (red orange) 660 (red) 730 (IR) 850 (IR) 940 (IR) WHI (white) |
| EX: AL-S025300M-470 AL-S025300W-WHI | | | | | Beam Angle (FWHM): Medium = 21° Wide = 32° | | |

See website product page for in-stock product numbers.

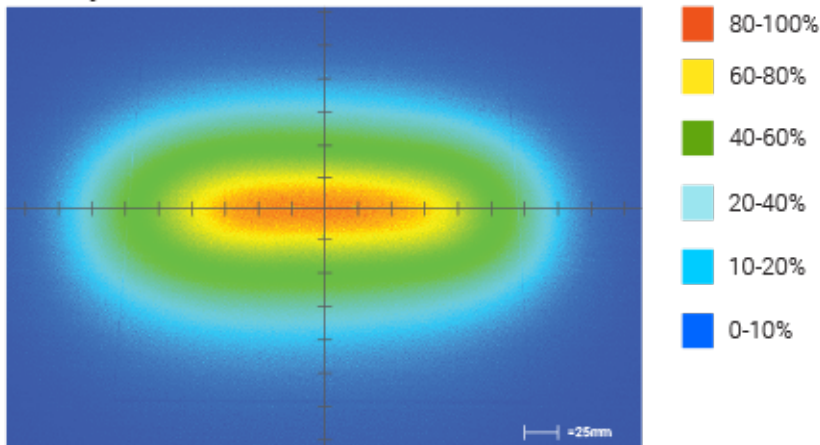
Shipping:

Stock Products: within three days

Build-to-Order Products: within one to three weeks

Optical Specs

Intensity Distribution



Optical measurement taken using AL-S025300M-WHI @ 300 mm

Area of Illuminance & Intensity

Working Area (FWHM)
@ Working Distance

292 X 68.6 (mm)
@ **200** (mm)

289.6 X 102 (mm)
@ **300** (mm)

317.5 x 190.5 (mm)
@ **600** (mm)

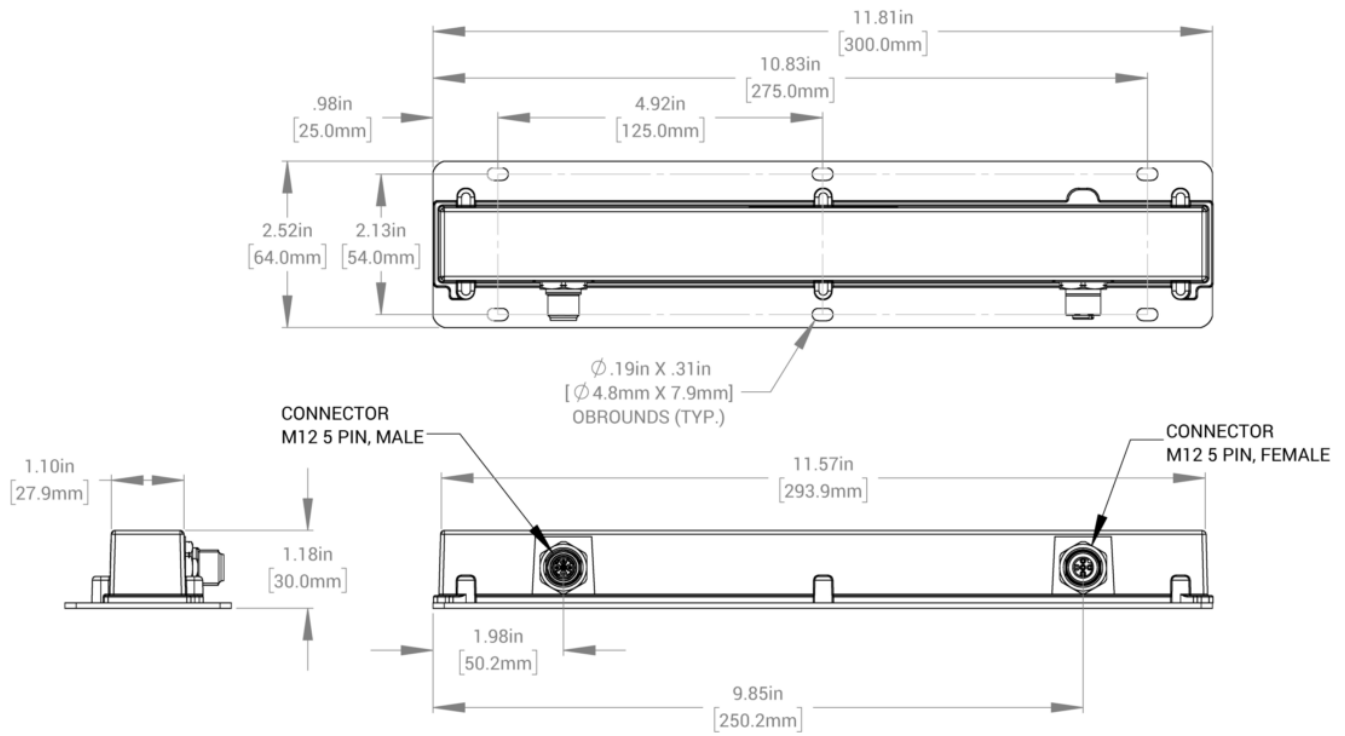
Light Output

Irradiance (W/M²): Min 120.7 ; Typ 142
Illuminance (kLux): Min 38.25 ; Typ 45

Irradiance (W/M²): Min 79.2; Typ 93.2
Illuminance (kLux): Min 25.5; Typ 30

Irradiance (W/M²): Min 36.6 ; Typ 43
Illuminance (kLux): Min 11.9 ; Typ 14

Mechanical Specs



Electrical Specs

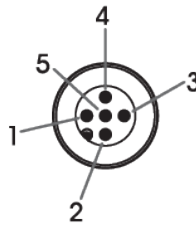
Modes of Operation

| Continuous | Strobe | Thermal Foldback | Factory Reset |
|--|---|---|---|
| <p>To enable output: Tie Trigger+ (black) HIGH to >0.5V.</p> <p>The light remains ON as long as Trigger+ is high</p> <p>Analog dimming is available during continuous mode operation: pin 5, gray</p> | <p>EuroBrite™ S-version uses Adaptive Overdrive™ to produce overdrive pulses while the Trigger+ is HIGH.</p> <p>Overdrive period occurs for all trigger pulses, but only during the first 5 mSec for those pulse widths longer than 5 mSec; light output can be increased by as much as 5x.</p> <p>Overdriving does not occur when pulses exceed 5 mSec.</p> <p>Analog dimming is available during strobe mode operation: pin 5, gray</p> | <p>To engage Thermal Foldback: Before turning the light on, tie pin 2 (white) to pin 3 (GND, blue).</p> <p>Onboard thermistor is sampled for 5 minutes. Light intensity will automatically adjust based on the case temperature during the training period.</p> <p>The beginning of training is signified by a series of rapid flashes. While training, the light will blink every two seconds. A few slower blinks signal the end of the training period</p> | <p>To engage Factory Reset: Before turning the light on, tie pin2 (white) to pin 3 (blue).</p> <p>For factory reset to occur, the light must be trained for thermal foldback first.</p> <p>Light will appear dim for 3-5 seconds then brightness will be set to factory default.</p> <p>After factory reset is complete disconnect white wire from blue wire for normal operation (before turning light back on).</p> <p>Tying pin 2 (white) to pin 3 (blue) will alternate between factory reset and thermal foldback modes.</p> |

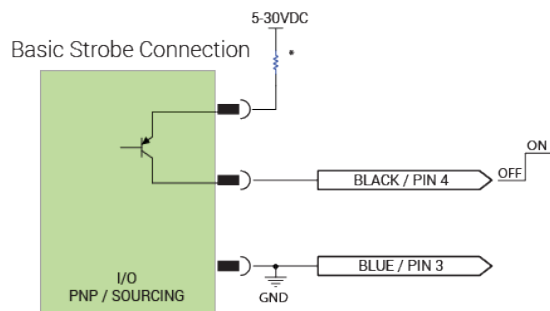
Standard Wiring Information

| Pin | Function | Wire Color | Type |
|-----|------------------|------------|-------|
| 1 | 24VDC | Brown | Power |
| 2 | Thermal Foldback | White | Input |
| 3 | GND | Blue | Power |
| 4 | Trigger + | Black | Input |
| 5 | Analog | Gray | Input |

Male 5-Position

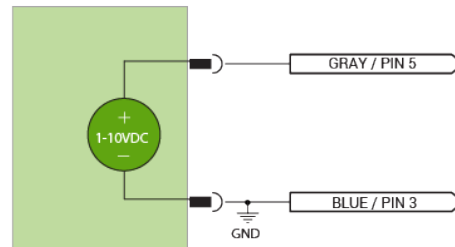


Wiring Diagrams



*External resistors may not be needed
Check documentation on I/O for recommendations and voltage limits

Analog Dimming



Analog dimming works in both strobe and continuous

Warranty Information

Every Advanced illumination, Inc. (Ai) product is thoroughly inspected and tested before leaving the factory. Products are warranted to be free of defects in workmanship and materials for a period of FIVE YEARS from the original date of purchase. Should a defect develop during this period, customers may return the complete product, freight prepaid, to one of Ai's distributors or to the Ai factory. All product warranty returns require a Return Merchandise Authorization (RMA) number which is obtained from Customer Service. The RMA number must be clearly marked on the outside of the package. Ai will inspect the unit, and if a defect is found will, at our option, repair or replace the product without charge. Ai disclaims liability for any implied warranties, including implied warranties of "merchantability" and "fitness for a specific purpose." For products under warranty that have since been discontinued, Ai will make an effort to replace with equivalent parts; for circumstances that do not allow for equivalent replacement, Ai reserves the right to repair or replace these products with an updated version. Ai cannot be held responsible for the unauthorized or inappropriate use of its products. Any unauthorized repair or modifications will result in a voided warranty.

No Liability for Consequential Damages: In no event shall Ai be liable for any consequential, special, incidental, or indirect damages of any kind arising from the sale or use of the products.

Electromagnetic Compatibility

This product was tested and complies with the regulatory requirements and limits for electromagnetic compatibility (EMC) as stated in the product specifications. These requirements and limits are designed to provide reasonable protection against harmful interference only when the product is operated in its intended industrial electromagnetic environment. To minimize the potential for electromagnetic interference or unacceptable performance degradation, install and use this product in strict accordance with the instructions in the product documentation.

Customer Service

For information on existing orders, or to make an order adjustment, contact us Monday through Friday 8:00 am to 5:00 pm ET or send an email to orders@advancedillumination.com.

Company Information

Advanced Illumination

440 State Garage Road, Rochester, VT 05767

Phone: 802.767.3830

Fax: 802.767.2636

Email: info@advancedillumination.com

Web: advancedillumination.com

© 2021 Advanced illumination Inc. All rights reserved