

Product Highlights

- Our AL143 2x3 spot light is ideal for medium working distances and comes available in a variety of wavelengths.



General Specifications

Electrical Specifications	Color	24V Current	All Other Controls
	365, 375, 385, 395, 405	0.36 A	0.36 A Max
	455, 470, 505, 530, WHI	0.36 A	0.48 A Max
	590, 625, 660, 730	0.36 A	0.46 A Max
	850	0.36 A	0.51 A Max
	940	0.36 A	0.32 A Max
Normal Operating Temperature	0 - 60°C		
Weight	141.8g (5oz)		
Standard Cable Information	2 m long -0/+150 mm (80" -0/+6") - 105°C rated PVC jacket, foil shield with drain.		
Photobiological Risk Factor	Exempt Applicable Wavelengths: 850, 940 Group 1 (Low-Risk) Applicable Wavelengths: 455, 470, 505, 530, 590, 625, 660, 730, WHI Group 2 (Moderate-Risk) Applicable Wavelengths: 365, 375, 385, 395, 405		
Compliance	CE, RoHS, IEC 62471		
IP Rating	IP65 Sealed, IP50 Unsealed		

Lumen Maintenance

L70 = 50,000 Hours

Part Number Key

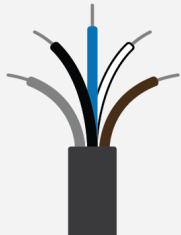
Model	Lens Type	—	Peak Wavelength	Connector/Control	Washdown Option	Light Conditioning Option	—	Alternative Connector
AL143	X	—	XXX	XX	X	X	—	XXX
AL143	N (Narrow)	—	365 (UV) ³	C1	W	D	—	M8 ¹
			375 (UV) ³	C5		(Diffuser)		M12 ¹
	M (Medium)		385 (UV) ³	IC		p ²		
			395 (UV) ³	I3		(Polarizer)		
	W (Wide)		405 (violet)	I3S				
			455 (royal blue)	24				
			470 (blue)					
			505 (cyan)					
			530 (green)					
			590 (amber)					
			625 (red orange)					
			660 (red)					
			730 (IR)					
			850 (IR)					
			940 (IR)					
			WHI (white)					
EX: AL143-WHIC1 AL142N-625ICD				¹ Available with IC, I3, I3S, and 24 V options only ² Not available with washdown option; 470 (blue) will reduce life of the polarizer ³ Available with medium (M) lens option only; not available with polarizer			Beam Angle (FWHM): Narrow = 8° Medium = 21° Wide = 29°	

See website product page for in-stock product numbers.

Shipping:
 Stock Products: within three days
 Build-to-Order Products: within one to three weeks

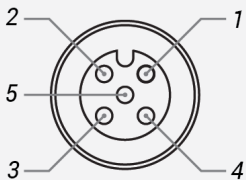
Electrical Specs

Standard Flying Lead Functions for 24V, IC, I3 and I3S Control Options

	COLOR	24V FUNCTIONS	IC FUNCTIONS	I3/I3S FUNCTIONS
	BROWN	24 V DC	24 V DC	24 V DC
	WHITE	N/A	0-10 V ANALOG DIMMING	RESERVED
	BLUE	DC GND	DC GND	DC GND
	BLACK	N/A	PNP/ACTIVE LOW GATE	PNP/ACTIVE HIGH TRIGGER
	GRAY	N/A	N/A	0-10 V ANALOG DIMMING

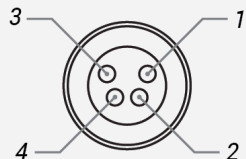
The functions listed above are applicable when this product is configured with built-in 24V, IC, I3, or I3S control, **without** the optional A-coded 5-position Male M12 or A-coded 4-position Male M8 connector.

M12 Connector Pinout Functions for 24V, IC, I3 and I3S Control Options

	PIN	24V FUNCTIONS	IC FUNCTIONS	I3/I3S FUNCTIONS
	1	24 V DC	24 V DC	24 V DC
	2	N/A	0-10 V ANALOG DIMMING	RESERVED
	3	DC GND	DC GND	DC GND
	4	N/A	PNP/ACTIVE LOW GATE	PNP/ACTIVE HIGH TRIGGER
	5	N/A	N/A	0-10 V ANALOG DIMMING

The functions listed above are only applicable when this product is configured with built-in 24V, IC, I3, or I3S control, **with** an A-coded 5-position Male M12 connector.

M8 Connector Pinout Functions for 24V, IC, I3 and I3S Control Options

	PIN	24V FUNCTIONS	IC FUNCTIONS	I3/I3S FUNCTIONS
	1	24 V DC	24 V DC	24 V DC
	2	N/A	0-10 V ANALOG DIMMING	0-10 V ANALOG DIMMING
	3	DC GND	DC GND	DC GND
	4	N/A	PNP/ACTIVE LOW GATE	PNP/ACTIVE HIGH TRIGGER

The functions listed above are only applicable when this product is configured with built-in 24V, IC, I3, or I3S control, **with** an A-coded 4-position Male M8 connector.

For details on operating configurations without built-in control (C1, C5, Q1, and Q4 control, when available), please refer to Advanced illumination's controller manuals.

Change Notice

PCN No: 144

Date Issued: February 22, 2018

Notice Type: Product Change

Type: Washdown Lights

Change Notification Summary

Advanced illumination (Ai) is improving the way we manufacture washdown lights which will change their outward appearance. We will be replacing the black cordstock with clear flowable silicon. This change will provide a more durable finish and will effect the following lights: AL116, AL126, AL143, AL179, AL295, BL128, QM116, QM126, LL174 and SL147.

Please contact your Ai Sales Representative if you have any questions.

Washdown Lights Flowable Silicon

PCN No: 122

Date Issued: May 13, 2016

Notice Type: Product Revision Change

Product Type: AL143

Change Notification Summary

In an effort to improve our products, Advanced illumination (Ai) will update the LEDs used in the AL143 design. This change will result in a brighter, more uniform light at the same price*. Customers may still buy the current revision of this model until August 5th of 2016. After that time, orders for these products will be converted to their respective AL143 Revision A models.

This LED change will result in additional wavelengths being available: 365nm, 375nm, 385nm, 405nm, 455nm, 505nm, 660nm, 730nm, and 940nm. Additionally the white LED color temperture will be changing from 6100K to 5500K.

*Pricing for IR wavelengths (730nm, 850nm & 940nm) will be reduced to the same price as visible wavelengths, while UV wavelengths (365nm, 375nm, 385nm & 395nm) will increase from \$605 to \$750.

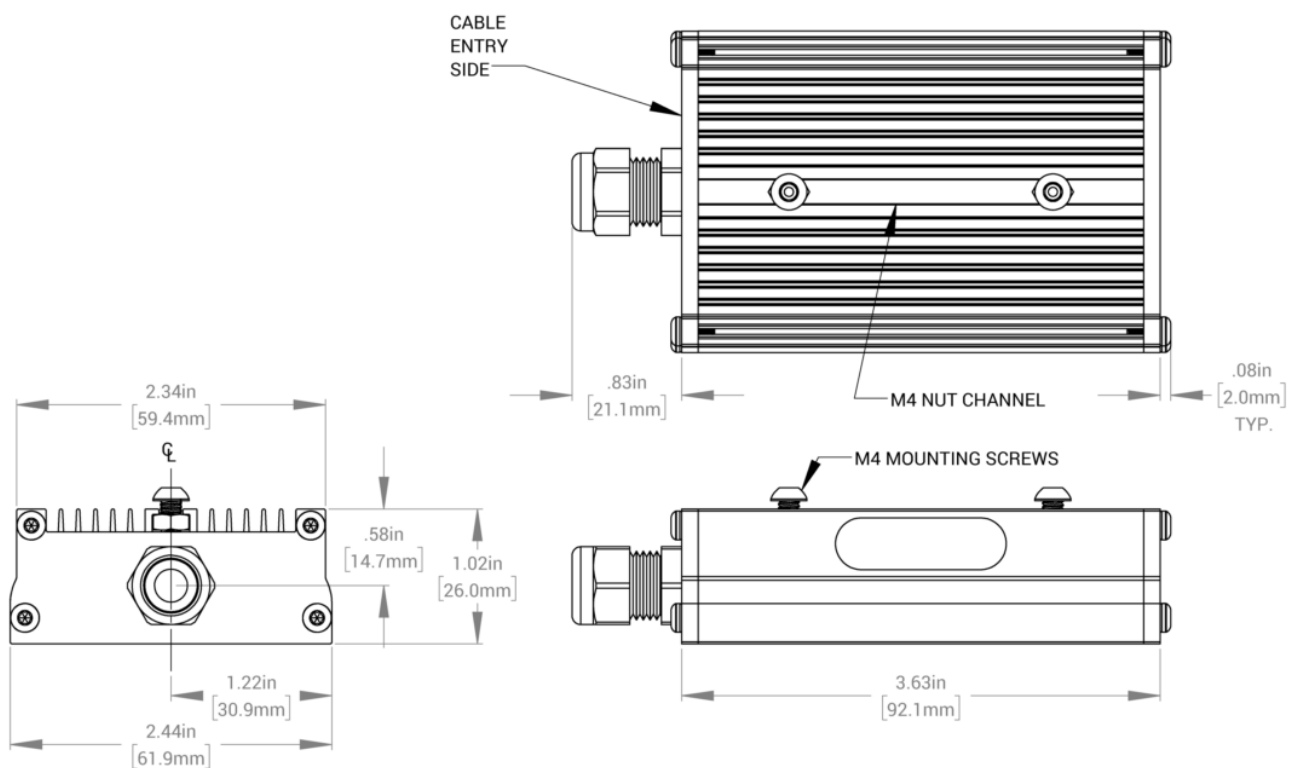
Orders for customized (dash numbers) versions of AL143 will be honored until December 1st of 2016. Ai will be actively working with customers for those products to simplify the transition.

Please contact your Ai Sales Representative if you have any questions.

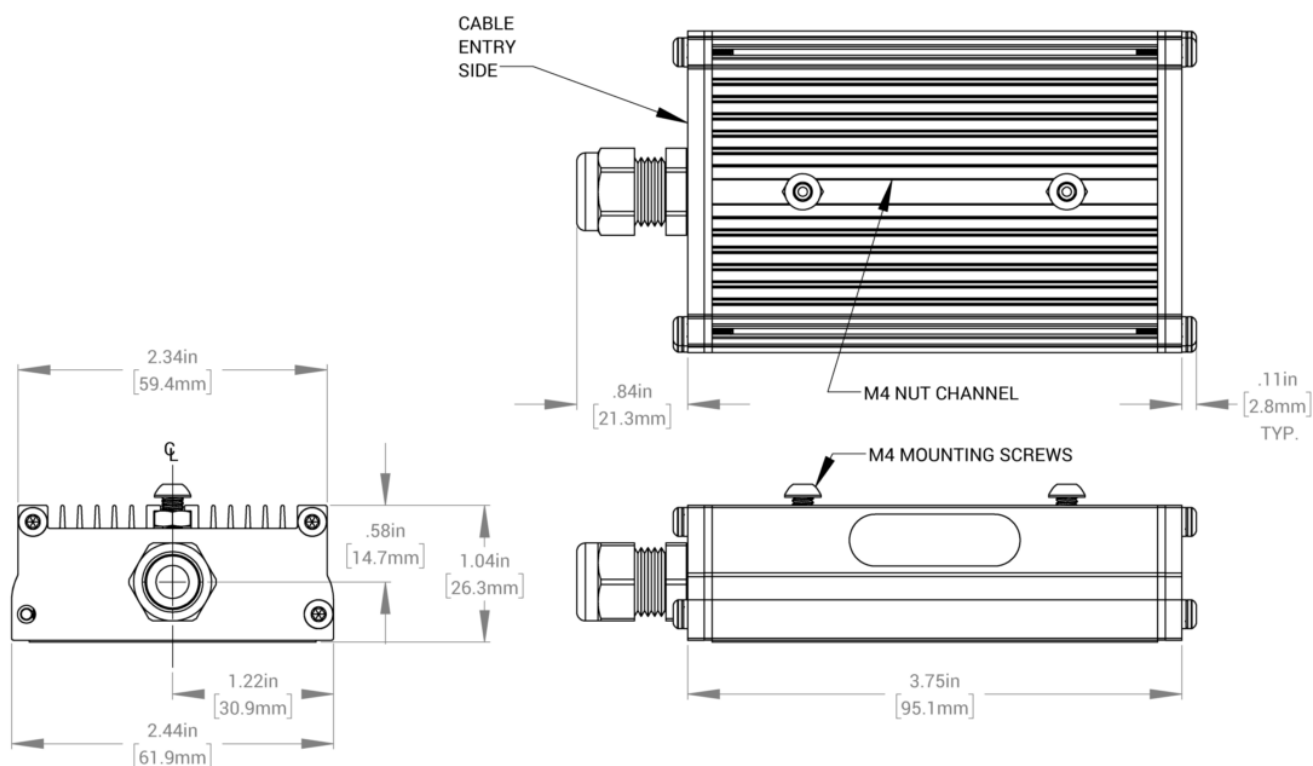
PCN 122 AL143

Mechanical Specs

[NONSEALED]

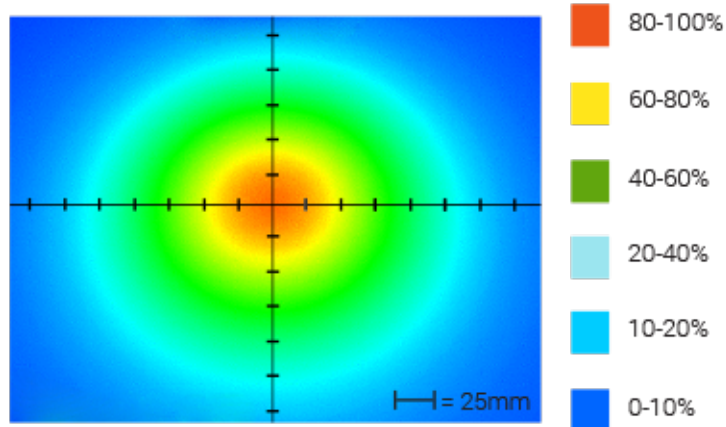


[SEALED]



Optical Specs

Intensity Distribution



Optical measurement taken using AL143-WHIC Rev. A @ 300 mm

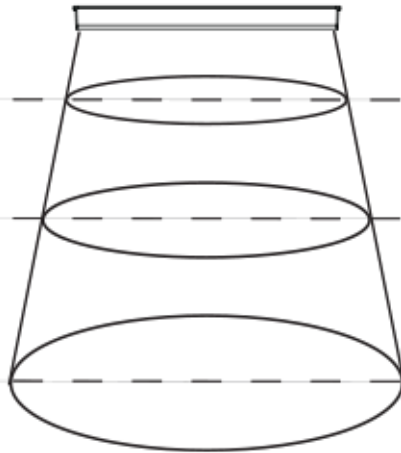
Area of Illuminance & Intensity

Working Area (FWHM)
@ Working Distance

88.9 x 78.7 (mm)
@100 (mm)

177.8 DIA (mm)
@300 (mm)

330.0 DIA (mm)
@600 (mm)



Light Output

Irradiance (W/M²): Min 252.5 ; Typ 297.0
Illuminance (kLux): Min 79.9 ; Typ 94.0

Irradiance (W/M²): Min 42.0; Typ 49.4
Illuminance (kLux): Min 13.6; Typ 16.0

Irradiance (W/M²): Min 11.2; Typ 13.2
Illuminance (kLux): Min 3.7; Typ 4.3

Control Specs

C1 Connector	C5 Connector	ICS 2 (IC)	ICS 3 (I3)	ICS 3S (I3S)	24
For use with: DCS Series Controllers	For use with: Pulsar 320 Strobe Controller.	Continous in-line controller <i>Powered with:</i> 24V power supply	Combination strobe/continous in-line controller <i>Powered with:</i> 24V power supply	Default-OFF strobe/continous in-line controller <i>Powered with:</i> 24V power supply	Flying/tinned leads <i>Powered with:</i> 24V power supply

Warranty Information

Every Advanced illumination, Inc. (Ai) product is thoroughly inspected and tested before leaving the factory. Products are warranted to be free of defects in workmanship and materials for a period of FIVE YEARS from the original date of purchase. Should a defect develop during this period, customers may return the complete product, freight prepaid, to one of Ai's distributors or to the Ai factory. All product warranty returns require a Return Merchandise Authorization (RMA) number which is obtained from Customer Service. The RMA number must be clearly marked on the outside of the package. Ai will inspect the unit, and if a defect is found will, at our option, repair or replace the product without charge. Ai disclaims liability for any implied warranties, including implied warranties of "merchantability" and "fitness for a specific purpose." For products under warranty that have since been discontinued, Ai will make an effort to replace with equivalent parts; for circumstances that do not allow for equivalent replacement, Ai reserves the right to repair or replace these products with an updated version. Ai cannot be held responsible for the unauthorized or inappropriate use of its products. Any unauthorized repair or modifications will result in a voided warranty.

No Liability for Consequential Damages: In no event shall Ai be liable for any consequential, special, incidental, or indirect damages of any kind arising from the sale or use of the products.

Electromagnetic Compatibility

This product was tested and complies with the regulatory requirements and limits for electromagnetic compatibility (EMC) as stated in the product specifications. These requirements and limits are designed to provide reasonable protection against harmful interference only when the product is operated in its intended industrial electromagnetic environment. To minimize the potential for electromagnetic interference or unacceptable performance degradation, install and use this product in strict accordance with the instructions in the product documentation.

Customer Service

For information on existing orders, or to make an order adjustment, contact us Monday through Friday 8:00 am to 5:00 pm ET or send an email to orders@advancedillumination.com.

Company Information

Advanced Illumination

440 State Garage Road, Rochester, VT 05767

Phone: 802.767.3830

Fax: 802.767.2636

Email: info@advancedillumination.com

Web: advancedillumination.com

© 2021 Advanced illumination Inc. All rights reserved