


Product Highlights

- The RL113 High Intensity Bright Field ring light offers a very wide array of wavelengths from UV to IR.



General Specifications

Electrical Specifications	Color	24V Current	All Other Controls
	365, 375, 385, 395, 405	0.54 A	0.90 A Max
	590, 625, 660, 730	0.51 A	0.64 A Max
	455, 470, 505, 530, WHI	0.54 A	0.81 A Max
Normal Operating Temperature	850, 940	0.51 A	0.80 A Max
	0 - 60°C		
	725.7g (25.60z)		
	2 m long -0/+150 mm (80" -0/+6") - 105°C rated PVC jacket, foil shield with drain		
Photobiological Risk Factor	Exempt Applicable Wavelengths: 850, 940		
	Line 1.5		
	Line 2 Line 2 Line 2		
Compliance	CE, RoHS, IEC 6247		
IP Rating	IP67		
Lumen Maintenance	L70 = 50,000 Hours		

Part Number Key

Model	Lens Type	—	Peak Wavelength	Connector/Control	—	Alternative Connector	
RL113	X	—	XXX	XX	—	XXX	
RL113	N (Narrow)	—	365 (UV)	C1	—	M8 ¹	
			375 (UV)	C5		M12 ¹	
	M (Medium)		385 (UV)	IC			
			395 (UV)	I3			
	W (Wide)		405 (violet)	I3S			
			455 (royal blue)	24			
			470 (blue)				
			505 (cyan)				
			530 (green)				
			590 (amber) ²				
			625 (red orange) ²				
			660 (red)				
			730 (IR)				
			850 (IR)				
			940 (IR)				
			WHI (white)				
EX:		¹ Available with IC, I3, I3S, and 24 V options only				Beam Angle	
RL113M-470C5		² Not available with 24 V option				(FWHM):	
RL113-625I3-M12						Narrow = 8°	
						Medium = 21°	
						Wide = 29°	

See website product page for in-stock product numbers.

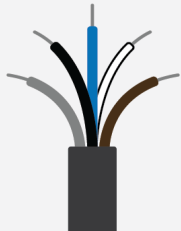
Shipping:

Stock Products: within three days

Build-to-Order Products: within one to three weeks

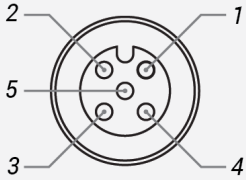
Electrical Specs

Standard Flying Lead Functions for 24V, IC, I3 and I3S Control Options

	COLOR	24V FUNCTIONS	IC FUNCTIONS	I3/I3S FUNCTIONS
	BROWN	24 V DC	24 V DC	24 V DC
	WHITE	N/A	0-10 V ANALOG DIMMING	RESERVED
	BLUE	DC GND	DC GND	DC GND
	BLACK	N/A	PNP/ACTIVE LOW GATE	PNP/ACTIVE HIGH TRIGGER
	GRAY	N/A	N/A	0-10 V ANALOG DIMMING

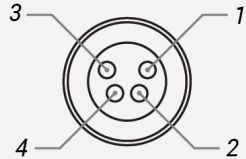
The functions listed above are applicable when this product is configured with built-in 24V, IC, I3, or I3S control, **without** the optional A-coded 5-position Male M12 or A-coded 4-position Male M8 connector.

M12 Connector Pinout Functions for 24V, IC, I3 and I3S Control Options

	PIN	24V FUNCTIONS	IC FUNCTIONS	I3/I3S FUNCTIONS
	1	24 V DC	24 V DC	24 V DC
	2	N/A	0-10 V ANALOG DIMMING	RESERVED
	3	DC GND	DC GND	DC GND
	4	N/A	PNP/ACTIVE LOW GATE	PNP/ACTIVE HIGH TRIGGER
	5	N/A	N/A	0-10 V ANALOG DIMMING

The functions listed above are only applicable when this product is configured with built-in 24V, IC, I3, or I3S control, **with** an A-coded 5-position Male M12 connector.

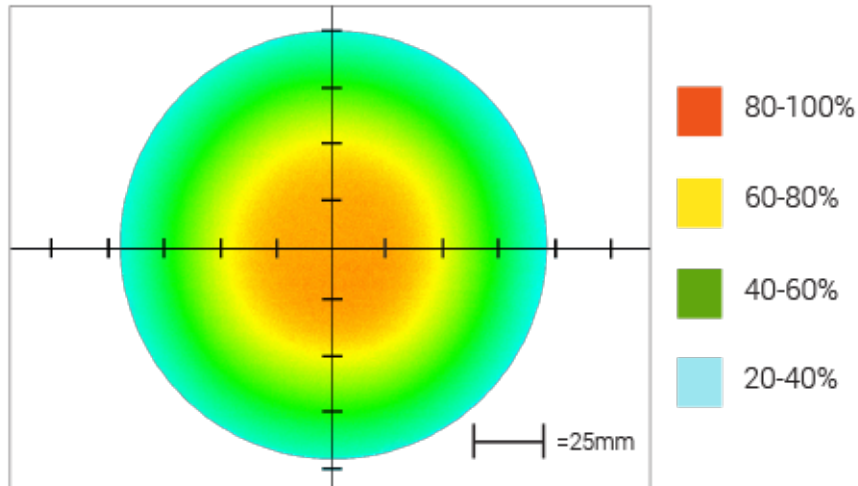
M8 Connector Pinout Functions for 24V, IC, I3 and I3S Control Options

	PIN	24V FUNCTIONS	IC FUNCTIONS	I3/I3S FUNCTIONS
	1	24 V DC	24 V DC	24 V DC
	2	N/A	0-10 V ANALOG DIMMING	0-10 V ANALOG DIMMING
	3	DC GND	DC GND	DC GND
	4	N/A	PNP/ACTIVE LOW GATE	PNP/ACTIVE HIGH TRIGGER

The functions listed above are only applicable when this product is configured with built-in 24V, IC, I3, or I3S control, **with** an A-coded 4-position Male M8 connector.

For details on operating configurations without built-in control (C1, C5, Q1, and Q4 control, when available), please refer to Advanced illumination's controller manuals.

Intensity Distribution

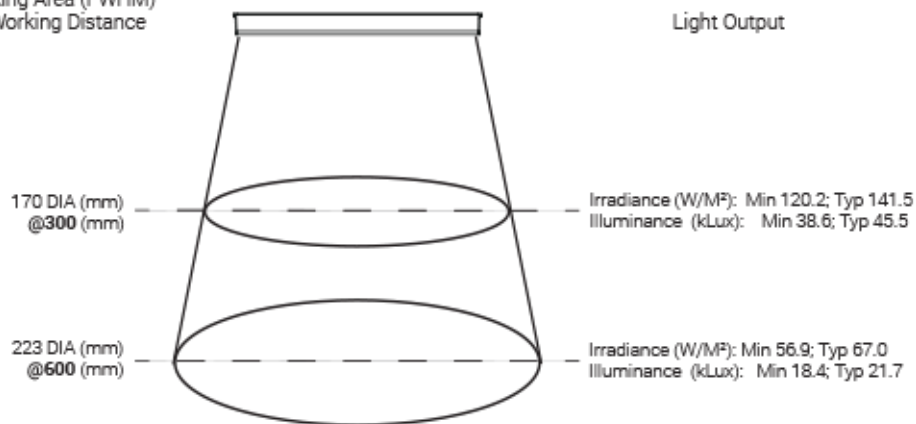


Optical measurement taken using RL113-WHIIC @ 300 mm

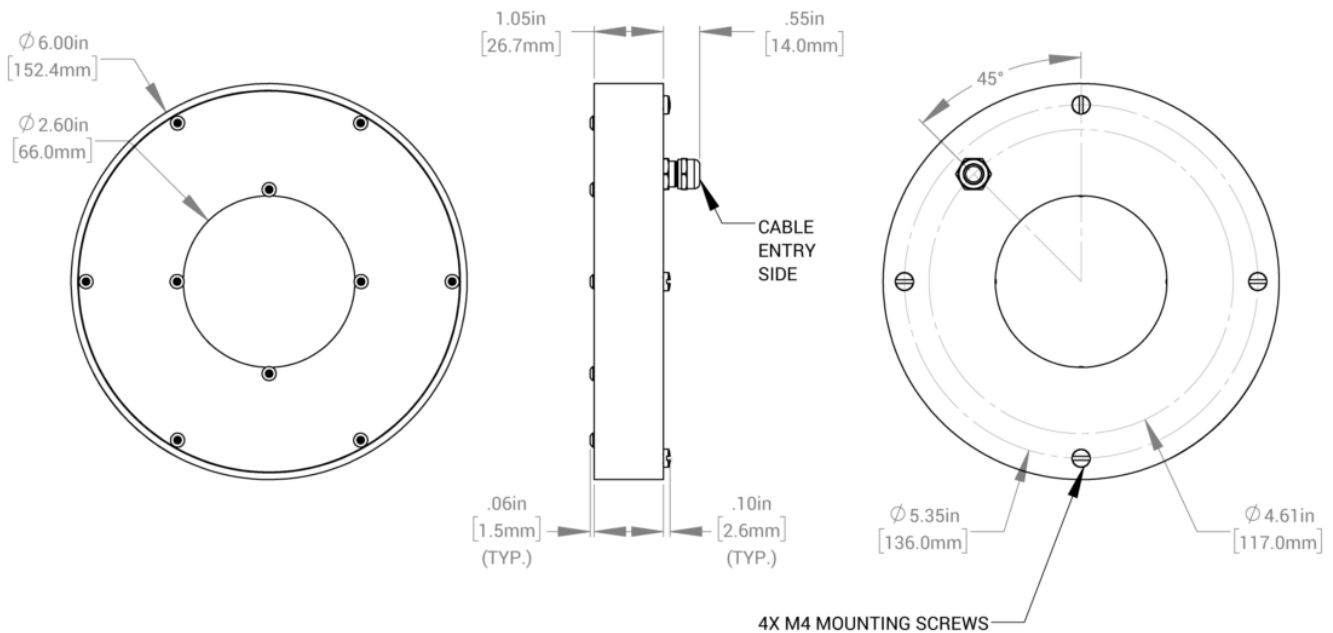
Area of Illuminance & Intensity

Working Area (FWHM)
@ Working Distance

Light Output



Mechanical Specs



Control Specs

C1 Connector	C5 Connector	ICS 2 (I2)	ICS 3 (I3)	ICS 3S (I3S)	24
For use with: DCS Series Controllers	For use with: Pulsar 320 Strobe Controller.	Continuous in-line controller Powered with: 24V power supply	Combination strobe/continuous in-line controller Powered with: 24V power supply	Default-OFF strobe/continuous in-line controller Powered with: 24V power supply	Flying/tinned leads Powered with: 24V power supply

Warranty Information

Every Advanced illumination, Inc. (Ai) product is thoroughly inspected and tested before leaving the factory. Products are warranted to be free of defects in workmanship and materials for a period of FIVE YEARS from the original date of purchase. Should a defect develop during this period, customers may return the complete product, freight prepaid, to one of Ai's distributors or to the Ai factory. All product warranty returns require a Return Merchandise Authorization (RMA) number which is obtained from Customer Service. The RMA number must be clearly marked on the outside of the package. Ai will inspect the unit, and if a defect is found will, at our option, repair or replace the product without charge. Ai disclaims liability for any implied warranties, including implied warranties of "merchantability" and "fitness for a specific purpose." For products under warranty that have since been discontinued, Ai will make an effort to replace with equivalent parts; for circumstances that do not allow for equivalent replacement, Ai reserves the right to repair or replace these products with an updated version. Ai cannot be held responsible for the unauthorized or inappropriate use of its products. Any unauthorized repair or modifications will result in a voided warranty.

No Liability for Consequential Damages: In no event shall Ai be liable for any consequential, special, incidental, or indirect damages of any kind arising from the sale or use of the products.

Electromagnetic Compatibility

This product was tested and complies with the regulatory requirements and limits for electromagnetic compatibility (EMC) as stated in the product specifications. These requirements and limits are designed to provide reasonable protection against harmful interference only when the product is operated in its intended industrial electromagnetic environment. To minimize the potential for electromagnetic interference or unacceptable performance degradation, install and use this product in strict accordance with the instructions in the product documentation.

Customer Service

For information on existing orders, or to make an order adjustment, contact us Monday through Friday 8:00 am to 5:00 pm ET or send an email to orders@advancedillumination.com.

Company Information

Advanced Illumination

440 State Garage Road, Rochester, VT 05767

Phone: 802.767.3830

Fax: 802.767.2636

Email: info@advancedillumination.com

Web: advancedillumination.com

© 2021 Advanced illumination Inc. All rights reserved